

**SEVERINA  
ROYLE  
PORTFOLIO**

**2022**



# MEDAL(ING) BRIEF

This brief is the proudest Project I have had the pleasure of completing in my university life so far.

*"Working alongside makers to communicate the story of their creative process and production through social media content, exhibition, and other appropriate formats"*

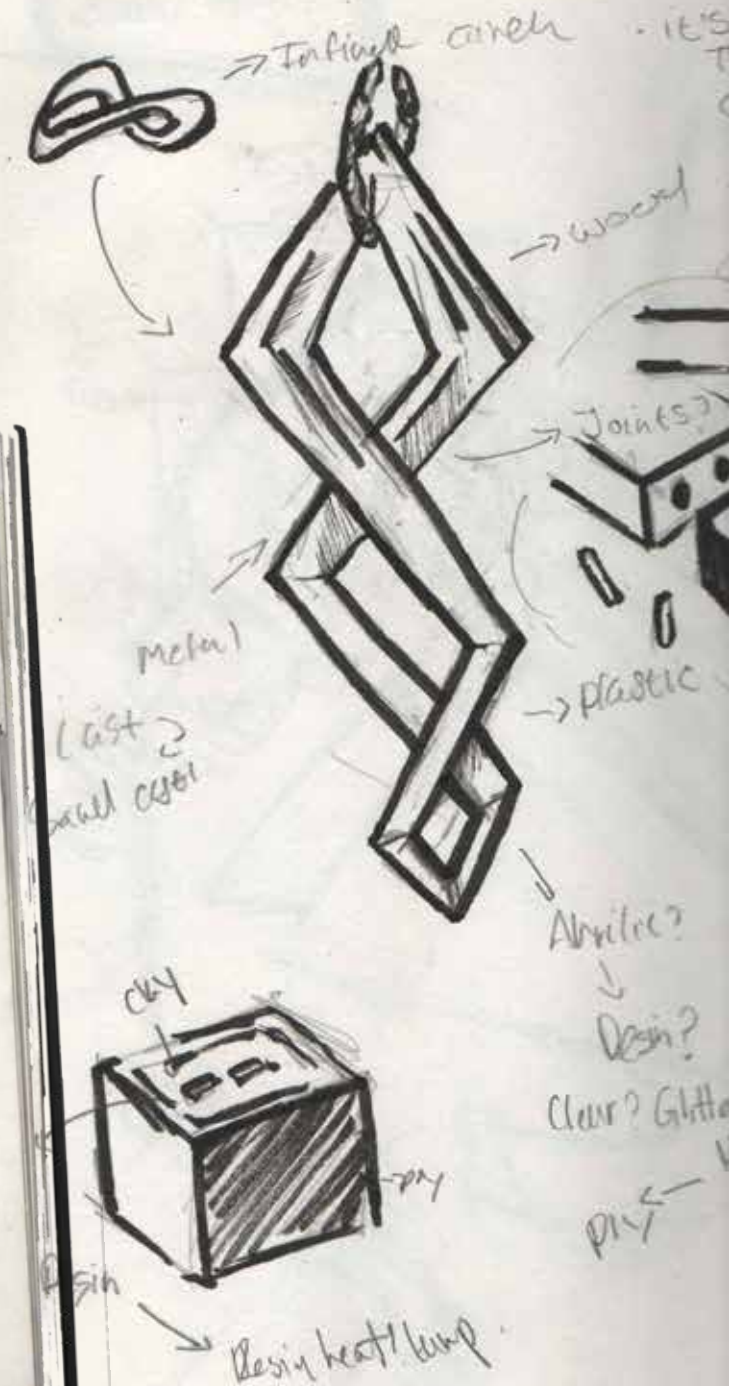
This brief allowed me to make a medal in tribute to the process of Jewellery makers, this isn't a graphic design or an illustration process but I wanted this project to show the beauty in jewellery work. the development and making of the process is my favourite of all the projects I have created in my Degree

These photos show the Investment casting and the lost wax process to create the butterfly medal i envisioned

**This project centred around the Recognition and awareness of Recycling in England further focusing on Student awareness**



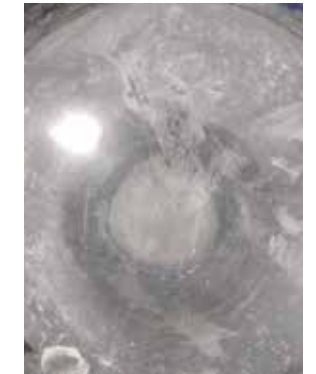
"TO LET THE - DEVIL OUT"





**MAKING  
AND**

**DEVELOPMENT**





**Final Outcome with  
Initial Finish**



# MEDAL(ING) PROJECT 2

This next project focused on creating a matt surface for the medal, this was done through putting copper in a jig with the medal and the weak acid to plate the medal with copper.

I also added a copper ring to the back after cutting it out with a saw and punched letters in to the back .

The photo to the left is the butterfly after the process of reheated by a torch



the above shows the copper ring and the initials to keep the hole back copper however this made the wings look displaced



## Second round of results

During the second attempt at heading the butterfly up while cooling down it ended up with a unique blue colour as shown below and in the image to the left



First round Results

**Final Outcome with  
Copper Finish**



**This project centred around the  
Recognition and awareness of  
Recycling in England further focusing on  
Student awareness**


As recycling is a ever prevalent part of design and our daily lives ,These posters highlight attitudes and figures what might not be discussed or Recognised by students or the general British public to provoke thinking and action in helping to maintain our Environment.

**Poster  
project**



IN TYPICAL  
SEVERINA  
**FASION**  
I DECIDED  
HAVE to NOT  
COMPLETE  
SHORT  
TWO  
WEEK  
**THIS**  
PROJECT

**MURPHYS  
LAW**



**ANY TIME**

AT THE

**“ANYTHING THAT CAN GO  
WRONG WILL GO WRONG”**

ROTHERHAM, SOUTH YORKSHIRE OR ANYWHERE

**LITERALLY AT ANY DATE**





unfortunately this project was sadly lost in the mist of an adobe effor and has been unable to be completed



**Stickers / process**



final outcome for developing a caltrops

# Development of object



# Wow, brief

# The lost winter

# Concept

For this short project though university i was invited to take part on in competition to Illustrate a children's book by writing on the wall which promotes change ,highlighting social and economic injustice. Below is the initial proposal for the book including how it could be layered out and example of prior drawings in which i would have liked the Style to have been.

**Illustration research**

James O'Rourke is the author and illustrator of the picture book *When the Sun Comes Out*. He is a graphic designer and has worked on a variety of projects for clients including the BBC, the NHS and the UK government.

His style is characterized by simple, clean lines and a focus on narrative. He often uses a limited color palette and includes detailed background elements that add depth to the scenes.



Other research includes looking at various styles of children's book illustrations, from traditional watercolor to modern digital art, to inform the visual language of the project.



**Storyboard**

A series of small sketches and panels illustrating the sequence of events in the story. The sketches show a character in a landscape, a close-up of a face, and a scene with a large structure.




**Text**

The text of the book, including the title and a short story. The story is written in a simple, accessible style suitable for children's literature.

**THE LOST WINTER**

Elizabeth Ryan

The story begins with a character in a landscape, looking out at a scene that is both familiar and strange. The narrative follows their journey through various challenges and discoveries.

These are some examples of the development of the concept book including colour choice



To develop this project one of the major factors i choose to elaborate on is art style and wanting to practise my new found metal work skills in to developing a broach and broach clasp, again to create the leaf shape using investment casting and Experimenting with how to make a withered effect on the leaf.





Broach  
Final outcome







# Project Proposal

Project name -  
Design Under Pressure

## Quick description :

A project focusing on how design quickly reacts to immediate changes in the global environment, For Example major events in recent years like the Covid 19 Pandemic and recently the Russian invasion of Ukraine.

The projects final outcome should be your reaction to the needs of the changing environment



## DESCRIPTION OF PROPOSAL

An in-depth understanding and study of how Design, specifically within the fields of Graphics, Illustration, product Design and Materials have to react and adapt to changes in the current Global Changes. Does Design Accelerate Under pressure?. Eventually resulting in a project which is continually developed through current economic, Social and cultural changes. This project can take form in many ways, including a publication, exhibition which itself contains other forms of media or depending on what is happening in the global sphere a build up to a protest. As of writing this proposal The Russian Federation are currently Invading and occupying The country of Ukraine an post state of the now defunct Union of Soviet Socialist Republics who declared its independence on the 24 August 1991. This specifically leaves the world with an abundance and demand for propaganda which is in use in most wars which goes back to the question does design accelerate under pressure and should we as practicing designers focus on creating propaganda.

## Completed in :

Multiple formats to Explore, A Project what will assess the current environment and attempt to address and adapt to what the project needs to promote.

- Publication
  - Protest
  - Posters
- Physical object (sculpture)

## For those with interests in :

- Responsible Design
- Exhibition Design
- Publication Design
- Interpretive Design
- Discursive Design
- Independent Projects
  - Moving image
  - Marketing
  - Illustration
  - Animation

## Questions of Interest :

- In what ways can you apply this project to you person and professional practise?
- how will this project attract people who it needs to reach?
- How will you address and assess the current and future effects of the project on people and the environment
- How will this project encourage awareness of designers to the current changing environments
- Why do you want to do this project now?
- How will you make your project assessable to everyone?
- Can you identify your target audience for this project
- Are there limitations to acknowledge when designing this project?

# Curriculum Vitae

**Severina Angela Royle**

## Skills

Illustration  
Physical making  
Concept Generation  
Drawing, sketching  
Self-motivated  
Ideas Generation  
  
Experience with Adobe  
Creative Cloud including  
InDesign, Illustrator and  
Photoshop.

I Also have experience  
In using other  
software such  
as coral draw ,  
Rebelle 4 and  
using CNC Machinery

## Work Experience

**Shadowing a architect/designer ( School Work experience ) IJun 2018 to Jun 2018**

Atkins: is an Engineering and architectural design company I was set a brief to use Math CAD to design a train wheel chassis and was also set Brief to make promotional material using Adobe creative suite, doing this work experience I realized that being an architect was not what I expected but however one of my proud achievements. During this time was being able to use Photoshop and InDesign which influenced my future choice in my studies

**Shadowing Graphic designer /sign maker Signs Express Sheffield | Aug 2017 to Aug 2017**

A sign and graphics company producing things such as vehicle graphics, during this time I got to shadow a Graphic designer, help place vehicle graphics, watch Printing processes, produce an image in InDesign and Illustrator to be printed.

## Current Employment

**Volunteer vaccination I St John Ambulance January 2021 - present**

. After being trained to be able to administer vaccination i can perform three roles vaccination care volunteer, vaccination patent advocate and a vaccinator

**Costumer Service Assistant I Wentworth garden centre - present**

Working in both the Walled Garden and the gardens as well as warehousing

## Contact Details

58 marvell way  
Wath upon dearne  
Rotherham  
South Yorkshire

**Contact Number**  
07585547681

**Email**  
SeverinaRoyle@  
hotmail.co.uk

## Education and Qualifications

**BA (HON) Graphic Design**

Sheffield Hallam  
Univercity  
sept 2019 - sept  
2022

**Alevel -**  
Wath Academy  
Sixth form

Fine Art B  
Media Studies C  
Product Design D